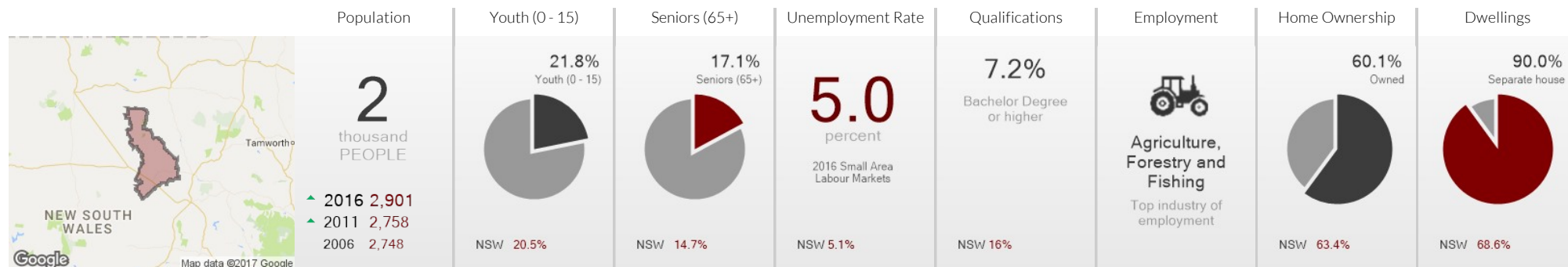
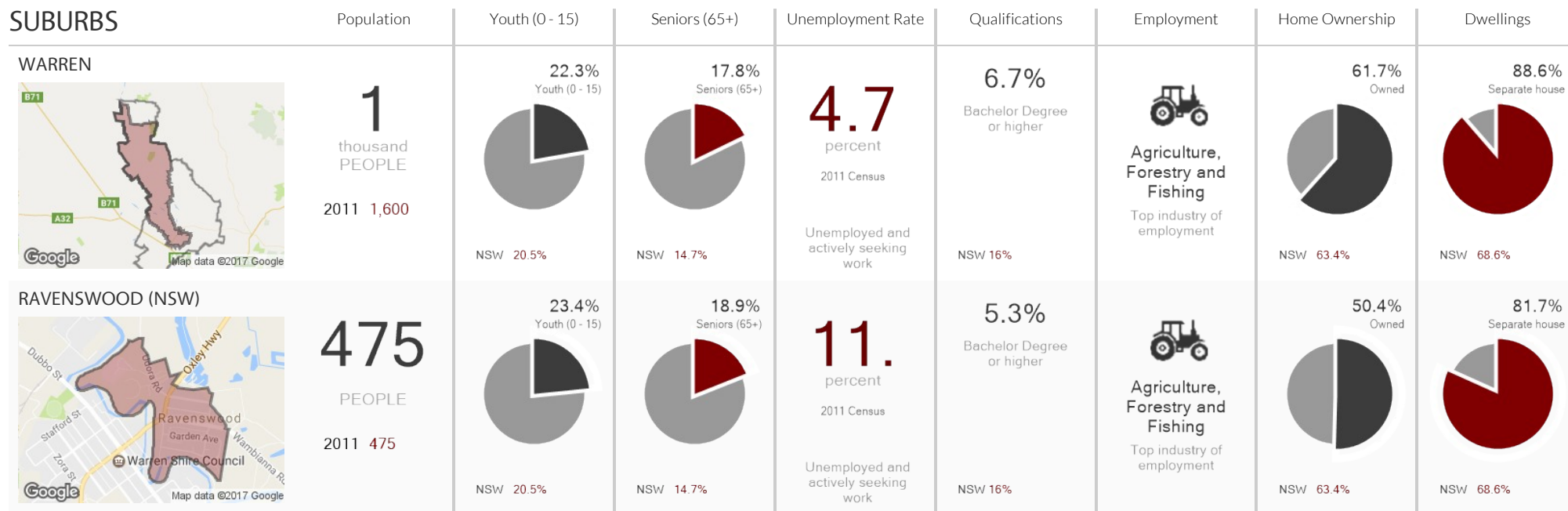


# WARREN COMMUNITY PROFILE















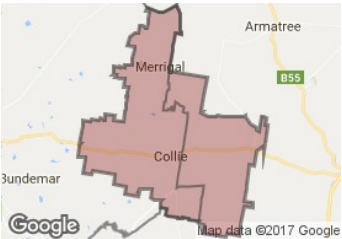





## SUBURBS



Source: Saved from REMPLAN Community Profile <http://www.communityprofile.com.au/warren>

# WARREN COMMUNITY PROFILE

## SUBURBS

	Population	Youth (0 - 15)	Seniors (65+)	Unemployment Rate	Qualifications	Employment	Home Ownership	Dwellings
<b>MARTHAGUY</b> 	<b>252</b> PEOPLE 2011 252	25.0% Youth (0 - 15)  NSW 20.5%	7.1% Seniors (65+)  NSW 14.7%	<b>1.8</b> percent 2011 Census Unemployed and actively seeking work	10.7% Bachelor Degree or higher NSW 16%	 <b>Agriculture, Forestry and Fishing</b> Top industry of employment	54.2% Owned  NSW 63.4%	96.2% Separate house  NSW 68.6%
<b>NEVERTIRE</b> 	<b>225</b> PEOPLE 2011 225	23.6% Youth (0 - 15)  NSW 20.5%	16.9% Seniors (65+)  NSW 14.7%	<b>2.6</b> percent 2011 Census Unemployed and actively seeking work	5.8% Bachelor Degree or higher NSW 16%	 <b>Agriculture, Forestry and Fishing</b> Top industry of employment	67.4% Owned  NSW 63.4%	100.0% Separate house  NSW 68.6%
<b>COLLIE (NSW)</b> 	<b>156</b> PEOPLE 2011 156	12.8% Youth (0 - 15)  NSW 20.5%	3.2% Seniors (65+)  NSW 14.7%	<b>3.5</b> percent 2011 Census Unemployed and actively seeking work	7% Bachelor Degree or higher NSW 16%	 <b>Agriculture, Forestry and Fishing</b> Top industry of employment	64.0% Owned  NSW 63.4%	100.0% Separate house  NSW 68.6%

Source: Saved from REMPLAN Community Profile <http://www.communityprofile.com.au/warren>