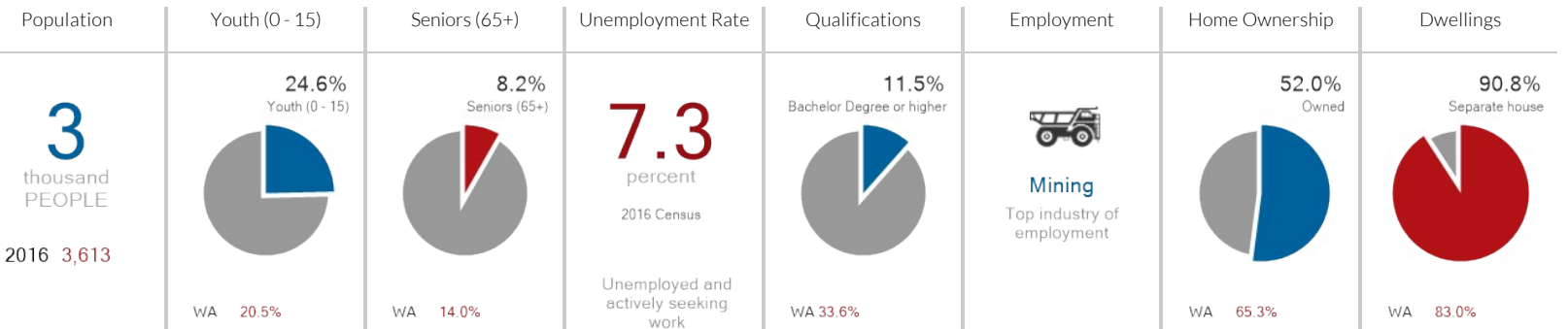


GOLDFIELDS ESPERANCE REGION COMMUNITY PROFILE

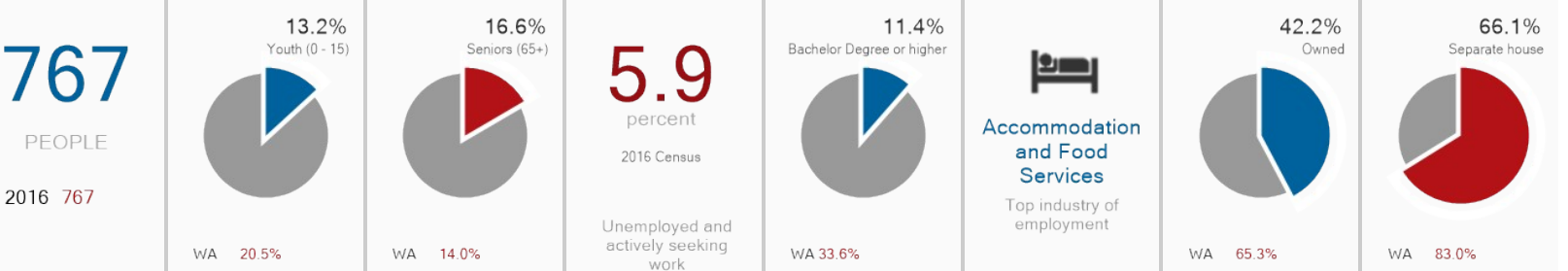
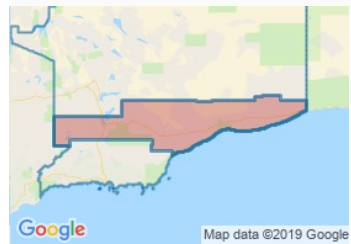


LOCALITIES

COOLGARDIE



DUNDAS



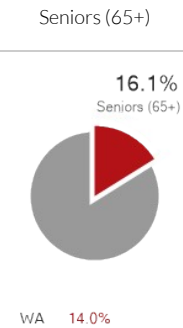
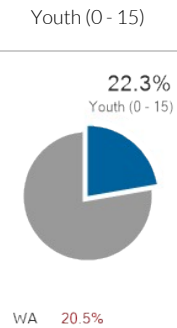
GOLDFIELDS ESPERANCE REGION COMMUNITY PROFILE

LOCALITIES

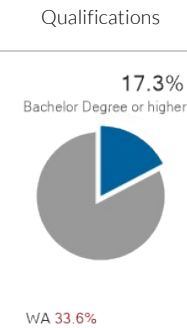
ESPERANCE



Population
14
thousand
PEOPLE
2016 14,238

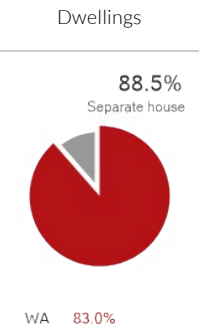
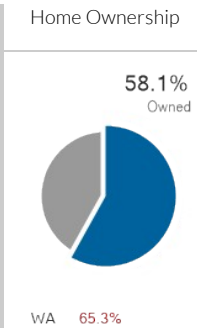


Unemployment Rate
3.8
percent
2016 Census
Unemployed and actively seeking work

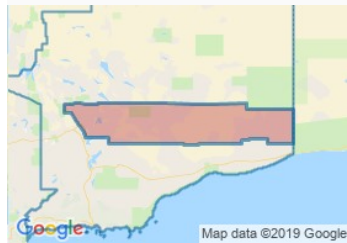


Employment

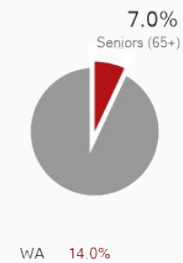
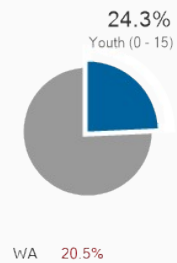
Agriculture, Forestry and Fishing
Top industry of employment



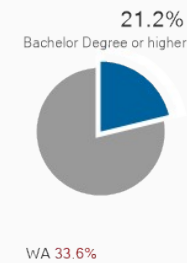
KALGOORLIE/BOULDER



Population
30
thousand
PEOPLE
2016 30,053

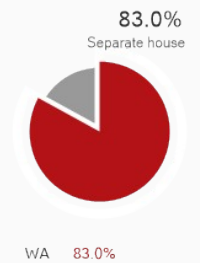
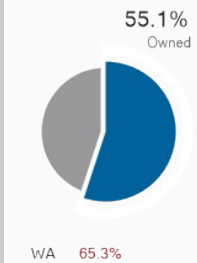


Unemployment Rate
5.1
percent
2016 Census
Unemployed and actively seeking work

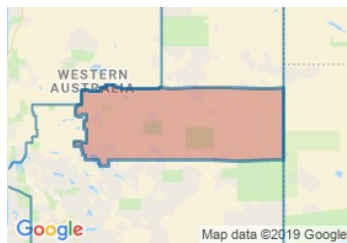


Employment

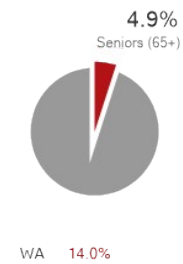
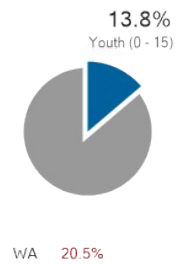
Mining
Top industry of employment



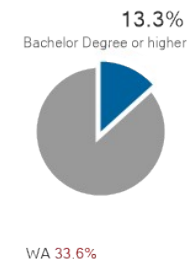
LAVERTON



Population
1
thousand
PEOPLE
2016 1,156

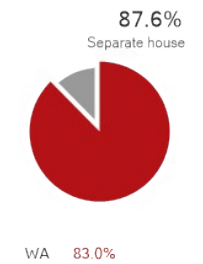
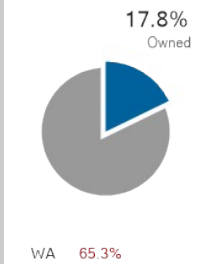


Unemployment Rate
6.4
percent
2016 Census
Unemployed and actively seeking work










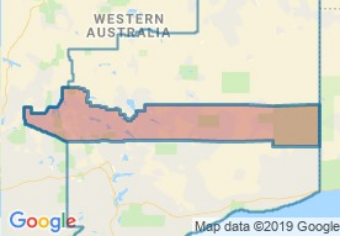













Employment

Mining
Top industry of employment



GOLDFIELDS ESPERANCE REGION COMMUNITY PROFILE

LOCALITIES

LOCALITIES	Population	Youth (0 - 15)	Seniors (65+)	Unemployment Rate	Qualifications	Employment	Home Ownership	Dwellings
LEONORA  1 thousand PEOPLE 2016 1,406		17.2% Youth (0 - 15)  WA 20.5%	6.3% Seniors (65+)  WA 14.0%	1.9 percent 2016 Census Unemployed and actively seeking work	15.0% Bachelor Degree or higher  WA 33.6%	 Mining Top industry of employment	21.0% Owned  WA 65.3%	80.3% Separate house  WA 83.0%
MENZIES  490 PEOPLE 2016 490		14.5% Youth (0 - 15)  WA 20.5%	8.2% Seniors (65+)  WA 14.0%	7.6 percent 2016 Census Unemployed and actively seeking work	18.6% Bachelor Degree or higher  WA 33.6%	 Mining Top industry of employment	19.8% Owned  WA 65.3%	76.8% Separate house  WA 83.0%
NGAANYATJARRAKU  1 thousand PEOPLE 2016 1,606		26.2% Youth (0 - 15)  WA 20.5%	6.3% Seniors (65+)  WA 14.0%	14. percent 2016 Census Unemployed and actively seeking work	11.5% Bachelor Degree or higher  WA 33.6%	 Public Administration and Safety Top industry of employment	2.3% Owned  WA 65.3%	93.3% Separate house  WA 83.0%

Source: Saved from REMPLAN Community Profile <https://www.communityprofile.com.au/goldfieldsesperance>

GOLDFIELDS ESPERANCE REGION COMMUNITY PROFILE

LOCALITIES

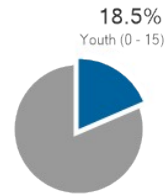
RAVENSTHORPE



Population

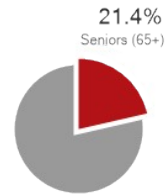
1
thousand
PEOPLE
2016 1,732

Youth (0 - 15)



WA 20.5%

Seniors (65+)



WA 14.0%

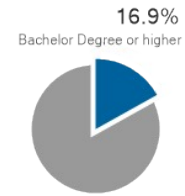
Unemployment Rate

4.5
percent

2016 Census

Unemployed and
actively seeking
work

Qualifications



WA 33.6%

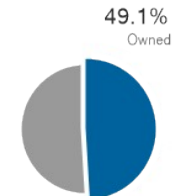
Employment



**Agriculture,
Forestry and
Fishing**

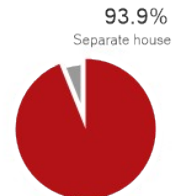
Top industry of
employment

Home Ownership



WA 65.3%

Dwellings



WA 83.0%