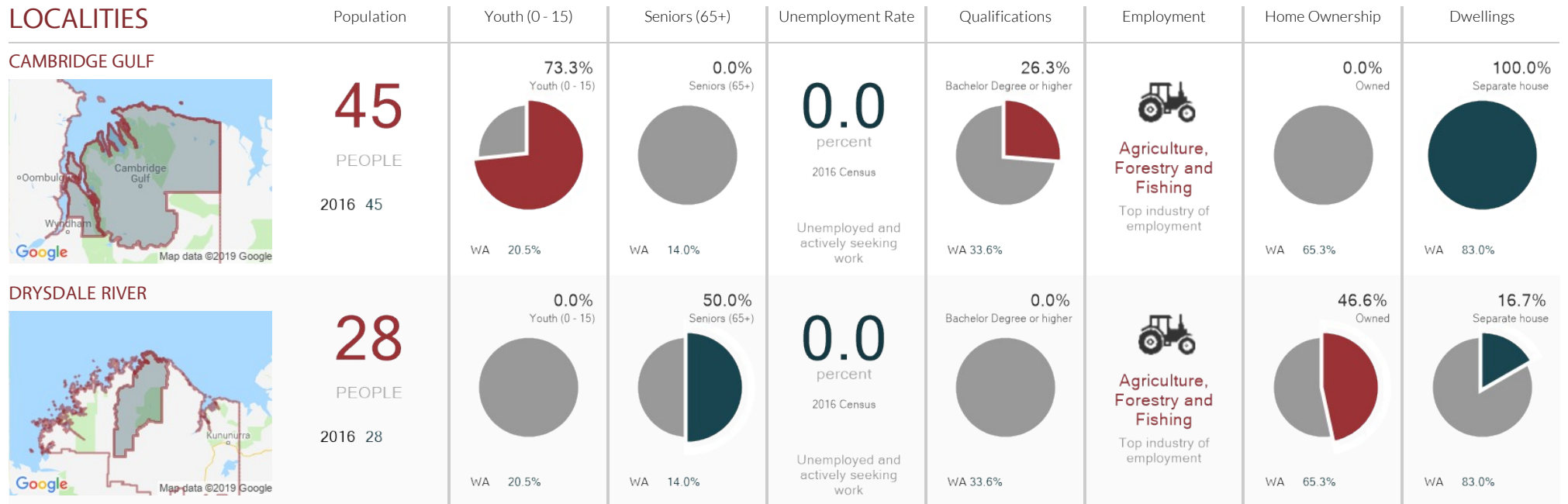


WYNDHAM-EAST KIMBERLEY COMMUNITY PROFILE



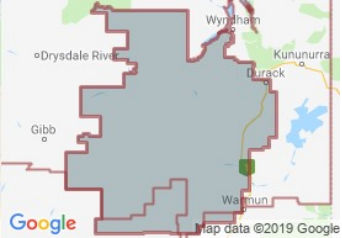






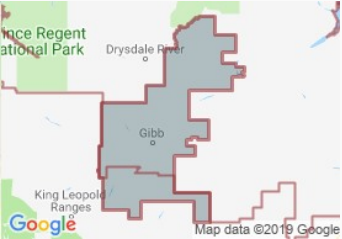













LOCALITIES



Source: Saved from REMPLAN Community Profile <https://www.communityprofile.com.au/wyndhameastkimberley>

WYNDHAM-EAST KIMBERLEY COMMUNITY PROFILE








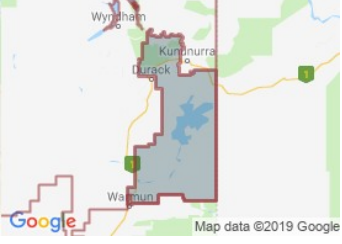






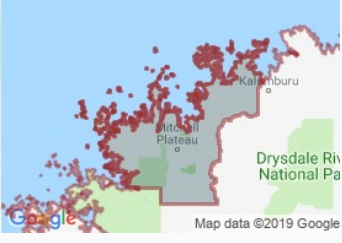





LOCALITIES

LOCALITIES	Population	Youth (0 - 15)	Seniors (65+)	Unemployment Rate	Qualifications	Employment	Home Ownership	Dwellings
DURACK 	190 PEOPLE 2016 190	22.6% Youth (0 - 15)  WA 20.5%	2.6% Seniors (65+)  WA 14.0%	4.3 percent 2016 Census Unemployed and actively seeking work	27.5% Bachelor Degree or higher  WA 33.6%	 Accommodation and Food Services Top industry of employment	43.9% Owned  WA 65.3%	22.4% Separate house  WA 83.0%
GIBB 	102 PEOPLE 2016 102	17.6% Youth (0 - 15)  WA 20.5%	0.0% Seniors (65+)  WA 14.0%	25. percent 2016 Census Unemployed and actively seeking work	7.7% Bachelor Degree or higher  WA 33.6%	 Agriculture, Forestry and Fishing Top industry of employment	25.4% Owned  WA 65.3%	48.0% Separate house  WA 83.0%
KALUMBURU 	410 PEOPLE 2016 410	33.2% Youth (0 - 15)  WA 20.5%	1.0% Seniors (65+)  WA 14.0%	35. percent 2016 Census Unemployed and actively seeking work	16.3% Bachelor Degree or higher  WA 33.6%	 Education and Training Top industry of employment	1.8% Owned  WA 65.3%	96.2% Separate house  WA 83.0%

Source: Saved from REMPLAN Community Profile <https://www.communityprofile.com.au/wyndhameastkimberley>

WYNDHAM-EAST KIMBERLEY COMMUNITY PROFILE















LOCALITIES

LOCALITIES	Population	Youth (0 - 15)	Seniors (65+)	Unemployment Rate	Qualifications	Employment	Home Ownership	Dwellings
KUNUNURRA 	5 thousand PEOPLE 2016 5,309	23.3% Youth (0 - 15)  WA 20.5%	5.4% Seniors (65+)  WA 14.0%	3.8 percent 2016 Census Unemployed and actively seeking work	26.0% Bachelor Degree or higher  WA 33.6%	 Health Care and Social Assistance Top industry of employment	36.8% Owned  WA 65.3%	60.9% Separate house  WA 83.0%
LAKE ARGYLE 	219 PEOPLE 2016 219	14.2% Youth (0 - 15)  WA 20.5%	8.2% Seniors (65+)  WA 14.0%	7.6 percent 2016 Census Unemployed and actively seeking work	3.4% Bachelor Degree or higher  WA 33.6%	 Mining Top industry of employment	56.5% Owned  WA 65.3%	33.1% Separate house  WA 83.0%
MITCHELL PLATEAU 	49 PEOPLE 2016 49	100.0% Youth (0 - 15)  WA 20.5%	0.0% Seniors (65+)  WA 14.0%	0.0 percent 2016 Census Unemployed and actively seeking work	0.0% Bachelor Degree or higher  WA 33.6%		11.0% Owned  WA 65.3%	22.9% Separate house  WA 83.0%

Source: Saved from REMPLAN Community Profile <https://www.communityprofile.com.au/wyndhameastkimberley>

WYNDHAM-EAST KIMBERLEY COMMUNITY PROFILE

LOCALITIES

	Population	Youth (0 - 15)	Seniors (65+)	Unemployment Rate	Qualifications	Employment	Home Ownership	Dwellings
OOMBULGURRI 	17 PEOPLE 2016 17	11.8% Youth (0 - 15)  WA 20.5%	41.2% Seniors (65+)  WA 14.0%	0.0 percent 2016 Census Unemployed and actively seeking work	0.0% Bachelor Degree or higher  WA 33.6%	 Accommodation and Food Services Top industry of employment	0.0% Owned  WA 65.3%	0.0% Separate house  WA 83.0%
WYNDHAM 	780 PEOPLE 2016 780	25.6% Youth (0 - 15)  WA 20.5%	11.9% Seniors (65+)  WA 14.0%	7.6 percent 2016 Census Unemployed and actively seeking work	16.6% Bachelor Degree or higher  WA 33.6%	 Health Care and Social Assistance Top industry of employment	29.5% Owned  WA 65.3%	71.4% Separate house  WA 83.0%